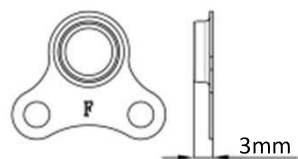


# MAGNET SPEED SENSOR

SP-SS10: For all Tektro/TRP Six Bolts Rotor

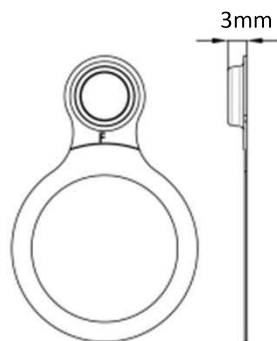
SP-SS20: For all Tektro/TRP Center Lock Rotor

**\*Please check the bike frame clearance**



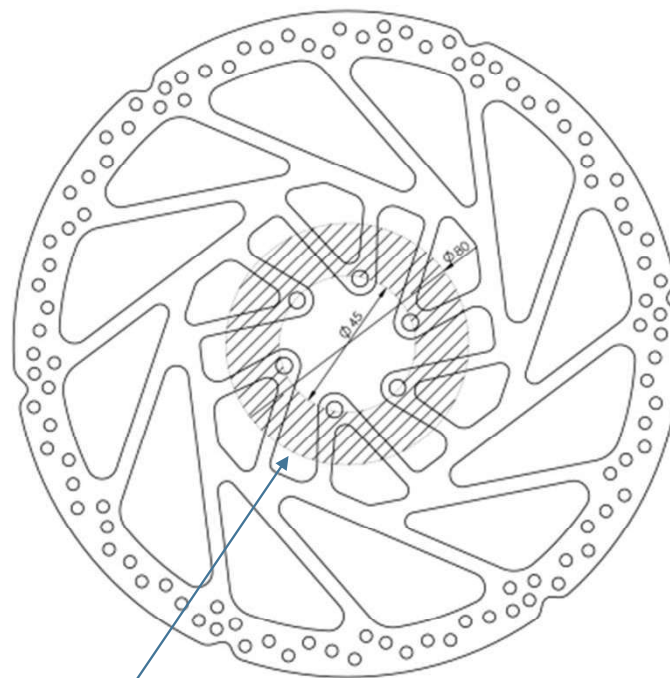
## SP-SS10

The magnet for six bolts rotor.  
Magnet toward outward.

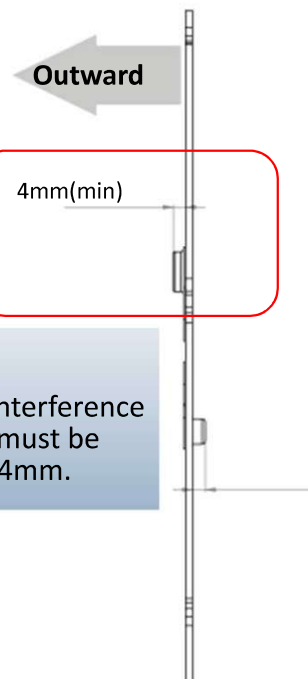


## SP-SS20

The magnet for center lock rotor.  
Magnet toward outward.



The cross-section area between  $\varnothing 45$  to  $\varnothing 80$  is the interference area.



### For SP-SS10/SP-SS20

Clearance between the interference area and the bike frame must be greater than or equal to 4mm.